


HEPA CEILING FILTER

(MDF FRAME)



Applications:

Final filter for cleanrooms
Healthcare

Highlights:

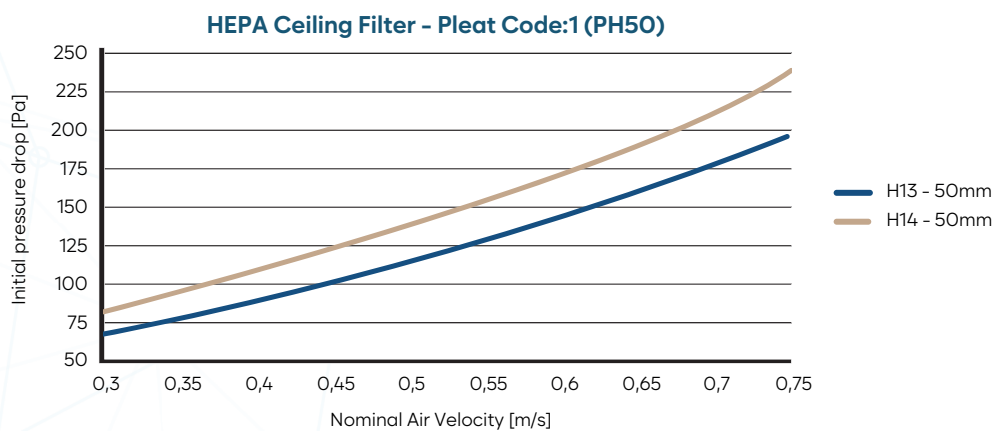
- High quality glass fiber media
- Individual test certificate (acc. to EN 1822 - ISO 29463)
- Disposable
- Optimized velocity distribution
- Suitable for HEPA Boxes and Cabinets

Filter Standard:	EN 1822 and ISO 29463	Max. Operating Temperature:	80°C
Filter Class:	H13 - H14	Faceguard:	Aluminium sheet (powder coated)
Media:	High quality glass fiber	Gasket:	EPDM flat, EPDM flat continuous and PU foam
Frame:	MDF	Sealing Compound:	Two component polyurethane
Rec. Final Pressure Drop:	Initial pressure drop x2, (max. 600 Pa)	Separator:	Hotmelt

HEPA CEILING FILTER (MDF FRAME) - HC 66

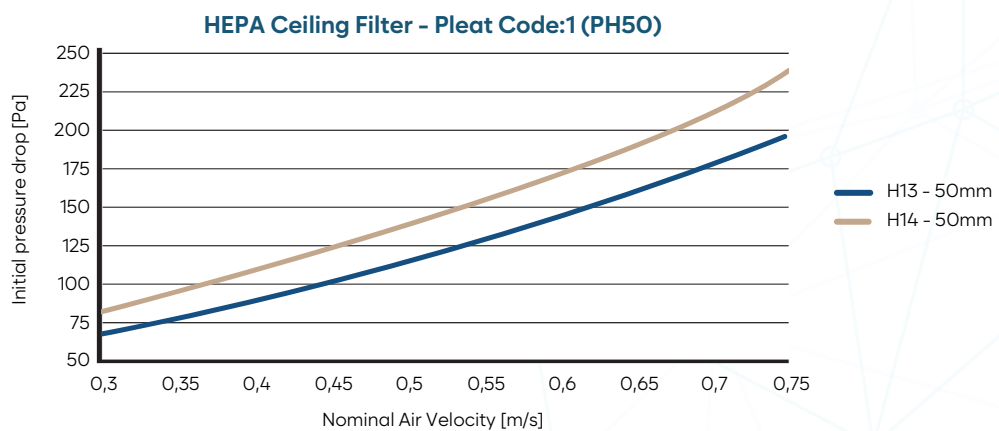
Filter Model	Filter Class		Dimensions WxHxD (mm)	Filtration Area (m ²)	Pleat Height (mm)	Nominal Airflow (m ³ /h)	Initial Pressure Drop (Pa)
	EN 1822	ISO 29463					
HC-H13-M-1-203-203-66-FW-P	H13	ISO 35 H	203x203x66	1	50	70	100
HC-H13-M-1-305-305-66-FW-P	H13	ISO 35 H	305x305x66	2,3	50	150	100
HC-H13-M-1-305-610-66-FW-P	H13	ISO 35 H	305x610x66	4,5	50	300	100
HC-H13-M-1-457-457-66-FW-P	H13	ISO 35 H	457x457x66	5	50	340	100
HC-H13-M-1-457-610-66-FW-P	H13	ISO 35 H	457x610x66	6,7	50	450	100
HC-H13-M-1-535-535-66-FW-P	H13	ISO 35 H	535x535x66	6,9	50	470	100
HC-H13-M-1-575-575-66-FW-P	H13	ISO 35 H	575x575x66	8	50	540	100
HC-H13-M-1-610-610-66-FW-P	H13	ISO 35 H	610x610x66	9	50	600	100
HC-H13-M-1-610-762-66-FW-P	H13	ISO 35 H	610x762x66	11,2	50	750	100
HC-H13-M-1-610-915-66-FW-P	H13	ISO 35 H	610x915x66	13,5	50	900	100
HC-H13-M-1-762-762-66-FW-P	H13	ISO 35 H	762x762x66	14	50	940	100
HC-H13-M-1-762-915-66-FW-P	H13	ISO 35 H	762x915x66	16,9	50	1130	100
HC-H13-M-1-610-1220-66-FW-P	H13	ISO 35 H	610x1220x66	18	50	1200	100
HC-H13-M-1-915-915-66-FW-P	H13	ISO 35 H	915x915x66	20,3	50	1350	100
HC-H14-M-1-203-203-66-FW-P	H14	ISO 45 H	203x203x66	1	50	70	125
HC-H14-M-1-305-305-66-FW-P	H14	ISO 45 H	305x305x66	2,4	50	150	125
HC-H14-M-1-305-610-66-FW-P	H14	ISO 45 H	305x610x66	4,7	50	300	125
HC-H14-M-1-457-457-66-FW-P	H14	ISO 45 H	457x457x66	5,3	50	340	125
HC-H14-M-1-457-610-66-FW-P	H14	ISO 45 H	457x610x66	7	50	450	125
HC-H14-M-1-535-535-66-FW-P	H14	ISO 45 H	535x535x66	7,2	50	470	125
HC-H14-M-1-575-575-66-FW-P	H14	ISO 45 H	575x575x66	8,4	50	540	125
HC-H14-M-1-610-610-66-FW-P	H14	ISO 45 H	610x610x66	9,4	50	600	125
HC-H14-M-1-610-762-66-FW-P	H14	ISO 45 H	610x762x66	11,8	50	750	125
HC-H14-M-1-610-915-66-FW-P	H14	ISO 45 H	610x915x66	14	50	900	125
HC-H14-M-1-762-762-66-FW-P	H14	ISO 45 H	762x762x66	14,7	50	940	125
HC-H14-M-1-762-915-66-FW-P	H14	ISO 45 H	762x915x66	17,6	50	1130	125
HC-H14-M-1-610-1220-66-FW-P	H14	ISO 45 H	610x1220x66	18,8	50	1200	125
HC-H14-M-1-915-915-66-FW-P	H14	ISO 45 H	915x915x66	21,2	50	1350	125

"Other dimensions are available on request."
"Differential Pressure Tolerance ±10%"



Filter Model	Filter Class		Dimensions WxHxD (mm)	Filtration Area (m ²)	Pleat Height (mm)	Nominal Airflow (m ³ /h)	Initial Pressure Drop (Pa)
	EN 1822	ISO 29463					
HC-H13-M-1-203-203-69-FW-P	H13	ISO 35 H	203x203x69	1	50	70	100
HC-H13-M-1-305-305-69-FW-P	H13	ISO 35 H	305x305x69	2,3	50	150	100
HC-H13-M-1-305-610-69-FW-P	H13	ISO 35 H	305x610x69	4,5	50	300	100
HC-H13-M-1-457-457-69-FW-P	H13	ISO 35 H	457x457x69	5	50	340	100
HC-H13-M-1-457-610-69-FW-P	H13	ISO 35 H	457x610x69	6,7	50	450	100
HC-H13-M-1-535-535-69-FW-P	H13	ISO 35 H	535x535x69	6,9	50	470	100
HC-H13-M-1-575-575-69-FW-P	H13	ISO 35 H	575x575x69	8	50	540	100
HC-H13-M-1-610-610-69-FW-P	H13	ISO 35 H	610x610x69	9	50	600	100
HC-H13-M-1-610-762-69-FW-P	H13	ISO 35 H	610x762x69	11,2	50	750	100
HC-H13-M-1-610-915-69-FW-P	H13	ISO 35 H	610x915x69	13,5	50	900	100
HC-H13-M-1-762-762-69-FW-P	H13	ISO 35 H	762x762x69	14	50	940	100
HC-H13-M-1-762-915-69-FW-P	H13	ISO 35 H	762x915x69	16,9	50	1130	100
HC-H13-M-1-610-1220-69-FW-P	H13	ISO 35 H	610x1220x69	18	50	1200	100
HC-H13-M-1-915-915-69-FW-P	H13	ISO 35 H	915x915x69	20,3	50	1350	100
HC-H14-M-1-203-203-69-FW-P	H14	ISO 45 H	203x203x69	1	50	70	125
HC-H14-M-1-305-305-69-FW-P	H14	ISO 45 H	305x305x69	2,4	50	150	125
HC-H14-M-1-305-610-69-FW-P	H14	ISO 45 H	305x610x69	4,7	50	300	125
HC-H14-M-1-457-457-69-FW-P	H14	ISO 45 H	457x457x69	5,3	50	340	125
HC-H14-M-1-457-610-69-FW-P	H14	ISO 45 H	457x610x69	7	50	450	125
HC-H14-M-1-535-535-69-FW-P	H14	ISO 45 H	535x535x69	7,2	50	470	125
HC-H14-M-1-575-575-69-FW-P	H14	ISO 45 H	575x575x69	8,4	50	540	125
HC-H14-M-1-610-610-69-FW-P	H14	ISO 45 H	610x610x69	9,4	50	600	125
HC-H14-M-1-610-762-69-FW-P	H14	ISO 45 H	610x762x69	11,8	50	750	125
HC-H14-M-1-610-915-69-FW-P	H14	ISO 45 H	610x915x69	14	50	900	125
HC-H14-M-1-762-762-69-FW-P	H14	ISO 45 H	762x762x69	14,7	50	940	125
HC-H14-M-1-762-915-69-FW-P	H14	ISO 45 H	762x915x69	17,6	50	1130	125
HC-H14-M-1-610-1220-69-FW-P	H14	ISO 45 H	610x1220x69	18,8	50	1200	125
HC-H14-M-1-915-915-69-FW-P	H14	ISO 45 H	915x915x69	21,2	50	1350	125

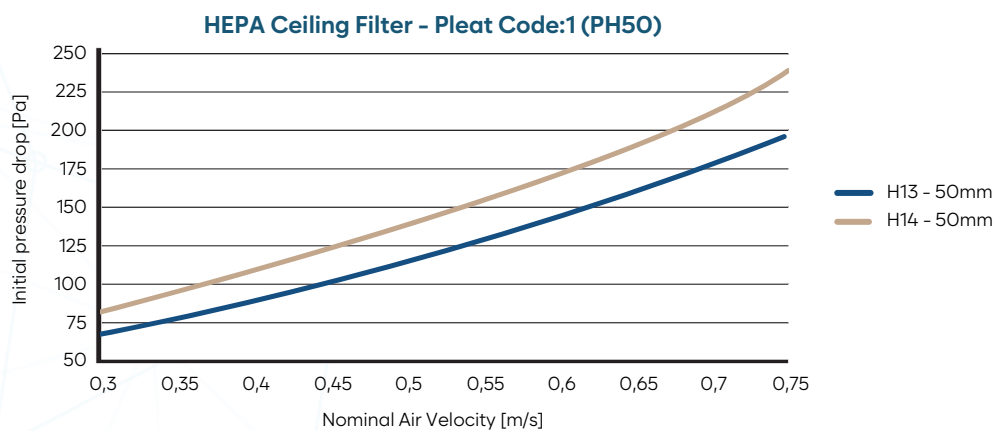
"Other dimensions are available on request."
"Differential Pressure Tolerance ±10%"



HEPA CEILING FILTER (MDF FRAME) - HC 78

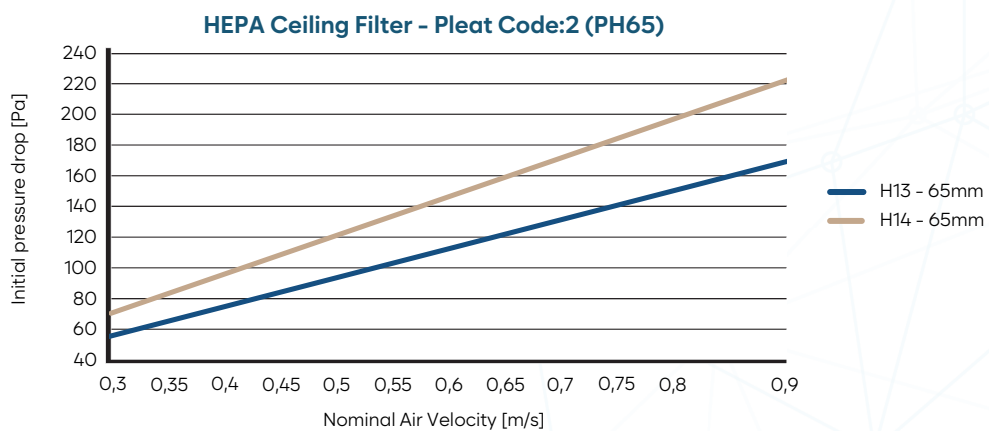
Filter Model	Filter Class		Dimensions WxHxD (mm)	Filtration Area (m ²)	Pleat Height (mm)	Nominal Airflow (m ³ /h)	Initial Pressure Drop (Pa)
	EN 1822	ISO 29463					
HC-H13-M-1-203-203-78-FW-P	H13	ISO 35 H	203x203x78	1	50	70	100
HC-H13-M-1-305-305-78-FW-P	H13	ISO 35 H	305x305x78	2,3	50	150	100
HC-H13-M-1-305-610-78-FW-P	H13	ISO 35 H	305x610x78	4,5	50	300	100
HC-H13-M-1-457-457-78-FW-P	H13	ISO 35 H	457x457x78	5	50	340	100
HC-H13-M-1-457-610-78-FW-P	H13	ISO 35 H	457x610x78	6,7	50	450	100
HC-H13-M-1-535-535-78-FW-P	H13	ISO 35 H	535x535x78	6,9	50	470	100
HC-H13-M-1-575-575-78-FW-P	H13	ISO 35 H	575x575x78	8	50	540	100
HC-H13-M-1-610-610-78-FW-P	H13	ISO 35 H	610x610x78	9	50	600	100
HC-H13-M-1-610-762-78-FW-P	H13	ISO 35 H	610x762x78	11,2	50	750	100
HC-H13-M-1-610-915-78-FW-P	H13	ISO 35 H	610x915x78	13,5	50	900	100
HC-H13-M-1-762-762-78-FW-P	H13	ISO 35 H	762x762x78	14	50	940	100
HC-H13-M-1-762-915-78-FW-P	H13	ISO 35 H	762x915x78	16,9	50	1130	100
HC-H13-M-1-610-1220-78-FW-P	H13	ISO 35 H	610x1220x78	18	50	1200	100
HC-H13-M-1-915-915-78-FW-P	H13	ISO 35 H	915x915x78	20,3	50	1350	100
HC-H14-M-1-203-203-78-FW-P	H14	ISO 45 H	203x203x78	1	50	70	125
HC-H14-M-1-305-305-78-FW-P	H14	ISO 45 H	305x305x78	2,4	50	150	125
HC-H14-M-1-305-610-78-FW-P	H14	ISO 45 H	305x610x78	4,7	50	300	125
HC-H14-M-1-457-457-78-FW-P	H14	ISO 45 H	457x457x78	5,3	50	340	125
HC-H14-M-1-457-610-78-FW-P	H14	ISO 45 H	457x610x78	7	50	450	125
HC-H14-M-1-535-535-78-FW-P	H14	ISO 45 H	535x535x78	7,2	50	470	125
HC-H14-M-1-575-575-78-FW-P	H14	ISO 45 H	575x575x78	8,4	50	540	125
HC-H14-M-1-610-610-78-FW-P	H14	ISO 45 H	610x610x78	9,4	50	600	125
HC-H14-M-1-610-762-78-FW-P	H14	ISO 45 H	610x762x78	11,8	50	750	125
HC-H14-M-1-610-915-78-FW-P	H14	ISO 45 H	610x915x78	14	50	900	125
HC-H14-M-1-762-762-78-FW-P	H14	ISO 45 H	762x762x78	14,7	50	940	125
HC-H14-M-1-762-915-78-FW-P	H14	ISO 45 H	762x915x78	17,6	50	1130	125
HC-H14-M-1-610-1220-78-FW-P	H14	ISO 45 H	610x1220x78	18,8	50	1200	125
HC-H14-M-1-915-915-78-FW-P	H14	ISO 45 H	915x915x78	21,2	50	1350	125

"Other dimensions are available on request."
"Differential Pressure Tolerance ±10%"



Filter Model	Filter Class		Dimensions WxHxD (mm)	Filtration Area (m ²)	Pleat Height (mm)	Nominal Airflow (m ³ /h)	Initial Pressure Drop (Pa)
	EN 1822	ISO 29463					
HC-H13-M-2-203-203-90-FW-P	H13	ISO 35 H	203x203x90	1,3	65	70	85
HC-H13-M-2-305-305-90-FW-P	H13	ISO 35 H	305x305x90	2,9	65	150	85
HC-H13-M-2-305-610-90-FW-P	H13	ISO 35 H	305x610x90	5,8	65	300	85
HC-H13-M-2-457-457-90-FW-P	H13	ISO 35 H	457x457x90	6,6	65	340	85
HC-H13-M-2-457-610-90-FW-P	H13	ISO 35 H	457x610x90	8,8	65	450	85
HC-H13-M-2-535-535-90-FW-P	H13	ISO 35 H	535x535x90	9	65	470	85
HC-H13-M-2-575-575-90-FW-P	H13	ISO 35 H	575x575x90	10,4	65	540	85
HC-H13-M-2-610-610-90-FW-P	H13	ISO 35 H	610x610x90	11,7	65	600	85
HC-H13-M-2-610-762-90-FW-P	H13	ISO 35 H	610x762x90	14,6	65	750	85
HC-H13-M-2-610-915-90-FW-P	H13	ISO 35 H	610x915x90	17,5	65	900	85
HC-H13-M-2-762-762-90-FW-P	H13	ISO 35 H	762x762x90	18,2	65	940	85
HC-H13-M-2-762-915-90-FW-P	H13	ISO 35 H	762x915x90	21,9	65	1130	85
HC-H13-M-2-610-1220-90-FW-P	H13	ISO 35 H	610x1220x90	23,4	65	1200	85
HC-H13-M-2-915-915-90-FW-P	H13	ISO 35 H	915x915x90	26,3	65	1350	85
HC-H14-M-2-203-203-90-FW-P	H14	ISO 45 H	203x203x90	1,4	65	70	110
HC-H14-M-2-305-305-90-FW-P	H14	ISO 45 H	305x305x90	3	65	150	110
HC-H14-M-2-305-610-90-FW-P	H14	ISO 45 H	305x610x90	6	65	300	110
HC-H14-M-2-457-457-90-FW-P	H14	ISO 45 H	457x457x90	6,9	65	340	110
HC-H14-M-2-457-610-90-FW-P	H14	ISO 45 H	457x610x90	9	65	450	110
HC-H14-M-2-535-535-90-FW-P	H14	ISO 45 H	535x535x90	9,4	65	470	110
HC-H14-M-2-575-575-90-FW-P	H14	ISO 45 H	575x575x90	10,8	65	540	110
HC-H14-M-2-610-610-90-FW-P	H14	ISO 45 H	610x610x90	12,2	65	600	110
HC-H14-M-2-610-762-90-FW-P	H14	ISO 45 H	610x762x90	15,2	65	750	110
HC-H14-M-2-610-915-90-FW-P	H14	ISO 45 H	610x915x90	18,3	65	900	110
HC-H14-M-2-762-762-90-FW-P	H14	ISO 45 H	762x762x90	19	65	940	110
HC-H14-M-2-762-915-90-FW-P	H14	ISO 45 H	762x915x90	22,9	65	1130	110
HC-H14-M-2-610-1220-90-FW-P	H14	ISO 45 H	610x1220x90	24,4	65	1200	110
HC-H14-M-2-915-915-90-FW-P	H14	ISO 45 H	915x915x90	27,5	65	1350	110

"Other dimensions are available on request."
"Differential Pressure Tolerance ±10%"

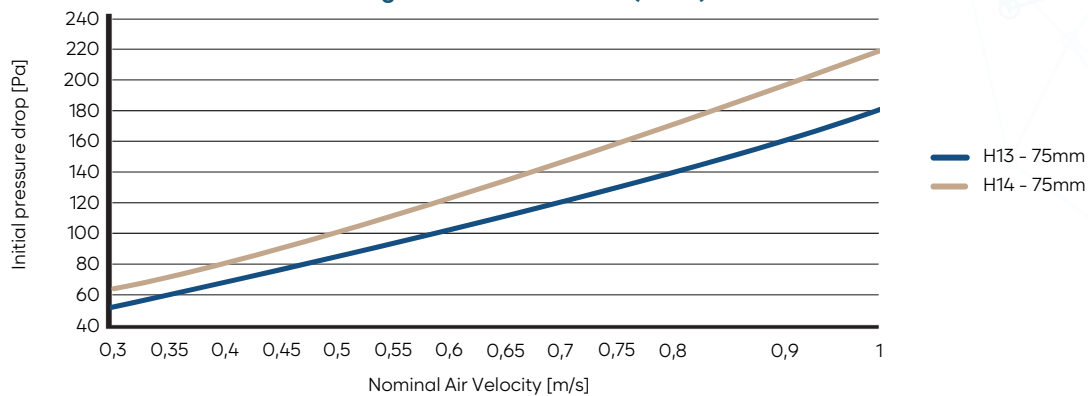


HEPA CEILING FILTER (MDF FRAME) - HC 100

Filter Model	Filter Class		Dimensions WxHxD (mm)	Filtration Area (m ²)	Pleat Height (mm)	Nominal Airflow (m ³ /h)	Initial Pressure Drop (Pa)
	EN 1822	ISO 29463					
HC-H13-M-3-305-305-100-FW-P	H13	ISO 35 H	305x305x100	3,4	75	150	75
HC-H13-M-3-305-610-100-FW-P	H13	ISO 35 H	305x610x100	6,8	75	300	75
HC-H13-M-3-457-457-100-FW-P	H13	ISO 35 H	457x457x100	7,6	75	340	75
HC-H13-M-3-610-610-100-FW-P	H13	ISO 35 H	610x610x100	13,5	75	600	75
HC-H13-M-3-610-915-100-FW-P	H13	ISO 35 H	610x915x100	20,3	75	900	75
HC-H13-M-3-610-1220-100-FW-P	H13	ISO 35 H	610x1220x100	27	75	1200	75
HC-H14-M-3-305-305-100-FW-P	H14	ISO 45 H	305x305x100	3,5	75	150	90
HC-H14-M-3-305-610-100-FW-P	H14	ISO 45 H	305x610x100	7	75	300	90
HC-H14-M-3-457-457-100-FW-P	H14	ISO 45 H	457x457x100	7,9	75	340	90
HC-H14-M-3-610-610-100-FW-P	H14	ISO 45 H	610x610x100	14	75	600	90
HC-H14-M-3-610-915-100-FW-P	H14	ISO 45 H	610x915x100	21,2	75	900	90
HC-H14-M-3-610-1220-100-FW-P	H14	ISO 45 H	610x1220x100	28,2	75	1200	90

"Other dimensions are available on request."
"Differential Pressure Tolerance ±10%"

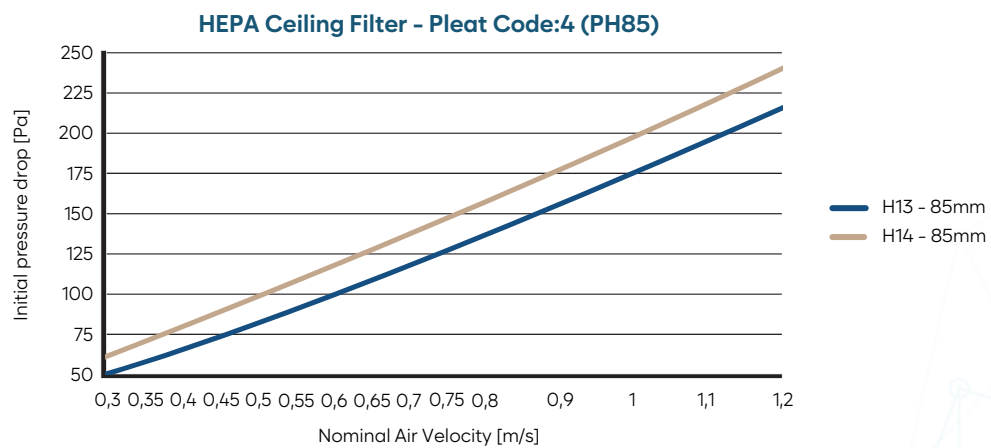
HEPA Ceiling Filter - Pleat Code:3 (PH75)



HEPA CEILING FILTER (MDF FRAME) - HC 110

Filter Model	Filter Class		Dimensions WxHxD (mm)	Filtration Area (m ²)	Pleat Height (mm)	Nominal Airflow (m ³ /h)	Initial Pressure Drop (Pa)
	EN 1822	ISO 29463					
HC-H13-M-4-305-305-110-FW-P	H13	ISO 35 H	305x305x110	3,8	85	150	70
HC-H13-M-4-305-610-110-FW-P	H13	ISO 35 H	305x610x110	7,6	85	300	70
HC-H13-M-4-457-457-110-FW-P	H13	ISO 35 H	457x457x110	8,6	85	340	70
HC-H13-M-4-610-610-110-FW-P	H13	ISO 35 H	610x610x110	15,3	85	600	70
HC-H13-M-4-610-915-110-FW-P	H13	ISO 35 H	610x915x110	22,9	85	900	70
HC-H13-M-4-610-1220-110-FW-P	H13	ISO 35 H	610x1220x110	30,6	85	1200	70
HC-H14-M-4-305-305-110-FW-P	H14	ISO 45 H	305x305x110	4	85	150	85
HC-H14-M-4-305-610-110-FW-P	H14	ISO 45 H	305x610x110	8	85	300	85
HC-H14-M-4-457-457-110-FW-P	H14	ISO 45 H	457x457x110	9	85	340	85
HC-H14-M-4-610-610-110-FW-P	H14	ISO 45 H	610x610x110	16	85	600	85
HC-H14-M-4-610-915-110-FW-P	H14	ISO 45 H	610x915x110	24	85	900	85
HC-H14-M-4-610-1220-110-FW-P	H14	ISO 45 H	610x1220x110	32	85	1200	85

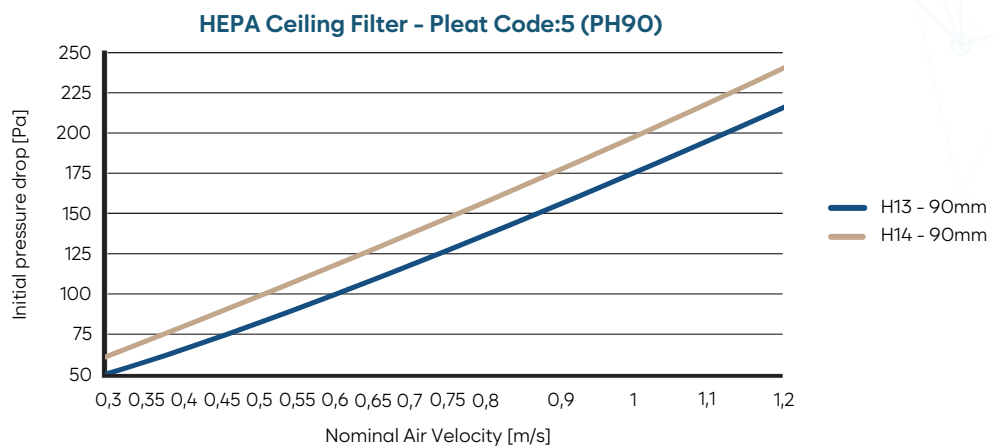
"Other dimensions are available on request."
 "Differential Pressure Tolerance ±10%"



HEPA CEILING FILTER (MDF FRAME) - HC 117

Filter Model	Filter Class		Dimensions WxHxD (mm)	Filtration Area (m ²)	Pleat Height (mm)	Nominal Airflow (m ³ /h)	Initial Pressure Drop (Pa)
	EN 1822	ISO 29463					
HC-H13-M-5-305-305-117-FW-P	H13	ISO 35 H	305x305x117	3,8	90	150	70
HC-H13-M-5-305-610-117-FW-P	H13	ISO 35 H	305x610x117	7,6	90	300	70
HC-H13-M-5-457-457-117-FW-P	H13	ISO 35 H	457x457x117	8,6	90	340	70
HC-H13-M-5-610-610-117-FW-P	H13	ISO 35 H	610x610x117	15,3	90	600	70
HC-H13-M-5-610-915-117-FW-P	H13	ISO 35 H	610x915x117	22,9	90	900	70
HC-H13-M-5-610-1220-117-FW-P	H13	ISO 35 H	610x1220x117	30,6	90	1200	70
HC-H14-M-5-305-305-117-FW-P	H14	ISO 45 H	305x305x117	4	90	150	85
HC-H14-M-5-305-610-117-FW-P	H14	ISO 45 H	305x610x117	8	90	300	85
HC-H14-M-5-457-457-117-FW-P	H14	ISO 45 H	457x457x117	9	90	340	85
HC-H14-M-5-610-610-117-FW-P	H14	ISO 45 H	610x610x117	16	90	600	85
HC-H14-M-5-610-915-117-FW-P	H14	ISO 45 H	610x915x117	24	90	900	85
HC-H14-M-5-610-1220-117-FW-P	H14	ISO 45 H	610x1220x117	32	90	1200	85

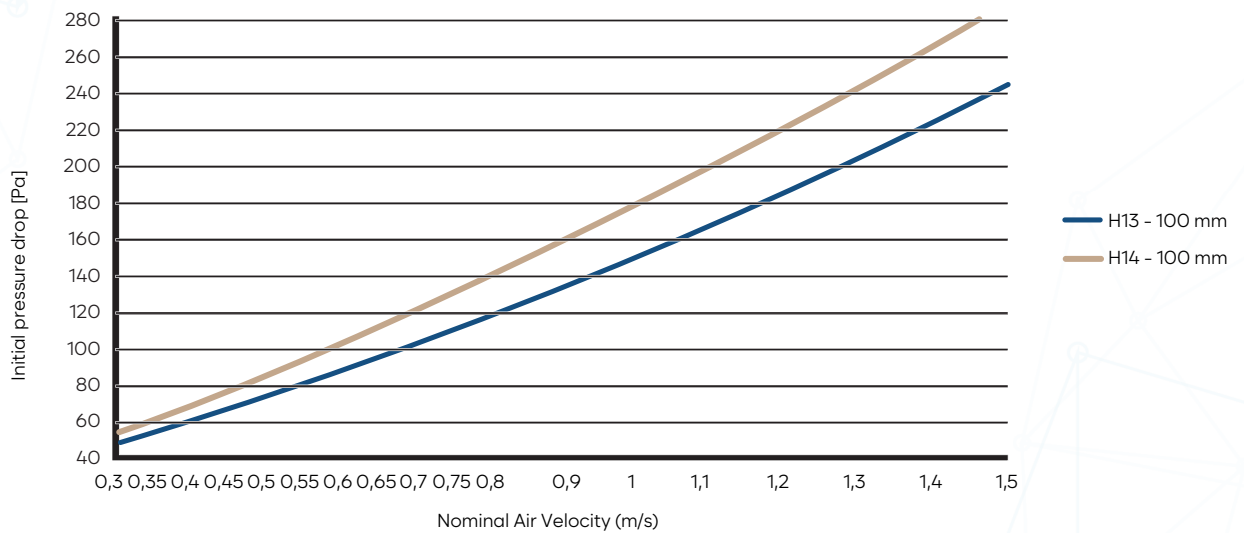
"Other dimensions are available on request."
 "Differential Pressure Tolerance ±10%"



Filter Model	Filter Class		Dimensions WxHxD (mm)	Filtration Area (m ²)	Pleat Height (mm)	Nominal Airflow (m ³ /h)	Initial Pressure Drop (Pa)
	EN 1822	ISO 29463					
HC-H13-M-6-305-305-125-FW-P	H13	ISO 35 H	305x305x125	3,8	100	150	65
HC-H13-M-6-305-610-125-FW-P	H13	ISO 35 H	305x610x125	7,6	100	300	65
HC-H13-M-6-457-457-125-FW-P	H13	ISO 35 H	457x457x125	8,6	100	340	65
HC-H13-M-6-610-610-125-FW-P	H13	ISO 35 H	610x610x125	15,3	100	600	65
HC-H13-M-6-610-915-125-FW-P	H13	ISO 35 H	610x915x125	22,9	100	900	65
HC-H13-M-6-610-1220-125-FW-P	H13	ISO 35 H	610x1220x125	30,6	100	1200	65
HC-H14-M-6-305-305-125-FW-P	H14	ISO 45 H	305x305x125	4	100	150	80
HC-H14-M-6-305-610-125-FW-P	H14	ISO 45 H	305x610x125	8	100	300	80
HC-H14-M-6-457-457-125-FW-P	H14	ISO 45 H	457x457x125	9	100	340	80
HC-H14-M-6-610-610-125-FW-P	H14	ISO 45 H	610x610x125	16	100	600	80
HC-H14-M-6-610-915-125-FW-P	H14	ISO 45 H	610x915x125	24	100	900	80
HC-H14-M-6-610-1220-125-FW-P	H14	ISO 45 H	610x1220x125	32	100	1200	80

"Other dimensions are available on request."
 "Differential Pressure Tolerance ±10%"

HEPA Ceiling Filter - Pleat Code:6 (PH100)



HEPA CEILING FILTER (MDF FRAME) - HC 150

Filter Model	Filter Class		Dimensions WxHxD (mm)	Filtration Area (m ²)	Pleat Height (mm)	Nominal Airflow (m ³ /h)	Initial Pressure Drop (Pa)
	EN 1822	ISO 29463					
HC-H13-M-7-305-305-150-FW-P	H13	ISO 35 H	305x305x150	5,6	125	150	55
HC-H13-M-7-305-610-150-FW-P	H13	ISO 35 H	305x610x150	11,3	125	300	55
HC-H13-M-7-457-457-150-FW-P	H13	ISO 35 H	457x457x150	12,6	125	340	55
HC-H13-M-7-610-610-150-FW-P	H13	ISO 35 H	610x610x150	22,5	125	600	55
HC-H13-M-7-610-915-150-FW-P	H13	ISO 35 H	610x915x150	33,8	125	900	55
HC-H13-M-7-610-1220-150-FW-P	H13	ISO 35 H	610x1220x150	45	125	1200	55
HC-H14-M-7-305-305-150-FW-P	H14	ISO 45 H	305x305x150	5,9	125	150	70
HC-H14-M-7-305-610-150-FW-P	H14	ISO 45 H	305x610x150	11,8	125	300	70
HC-H14-M-7-457-457-150-FW-P	H14	ISO 45 H	457x457x150	13,2	125	340	70
HC-H14-M-7-610-610-150-FW-P	H14	ISO 45 H	610x610x150	23,5	125	600	70
HC-H14-M-7-610-915-150-FW-P	H14	ISO 45 H	610x915x150	35,3	125	900	70
HC-H14-M-7-610-1220-150-FW-P	H14	ISO 45 H	610x1220x150	47	125	1200	70

"Other dimensions are available on request."
"Differential Pressure Tolerance ±10%"

HEPA Ceiling Filter - Pleat Code:7 (PH125)

